



3

Mand.

Mandola

Git.

E.-Bass

Kb.

Congas 1

Congas 2

Congas 3

Congas 4

Trg. 5

Trg. 6

Trg. 7

Trg. 8

Perk. 5-8  
B. P.

Be. 1

Be. 2

Gong 3

Gong 4

M. P. 5

M. P. 6

M. P. 7

M. P. 8

Congas 5

Congas 6

Congas 7

Congas 8

5

Mand.

Mandola

Git.

E.-Bass

Kb.

Congas 1

Congas 2

Congas 3

Congas 4

Trg. 5

Trg. 6

Trg. 7

Trg. 8

Perk. 5-8  
B. P.

Be. 1

Be. 2

Gong 3

Gong 4

M. P. 5

M. P. 6

M. P. 7

M. P. 8

Congas 5

Congas 6

Congas 7

Congas 8

The musical score is arranged in a system with multiple staves. The top section includes Mandolin, Mandola, Guitar, Electric Bass, and Keyboard. The middle section includes Congas 1-4, Trigonometry 5-8, and Percussion 5-8 (B.P.). The bottom section includes Beaters 1-2, Gong 3-4, M.P. 5-8, and Congas 5-8. The guitar and electric bass parts are highly detailed with rhythmic markings such as triplets, accents, and slurs. The percussion parts include specific rhythmic patterns for triangles and congas.

RH mit einem Stick spielen, am Steg  
Krokodilklemmen unter der Saite im  
Bereich des Schalllochs.

Musical score for a string quartet and percussion ensemble. The score is divided into two systems. The first system includes Mandolin (Mand.), Mandola, Guitar (Git.), and Electric Bass (E.-Bass). The second system includes Congas 1-4, Trigon (Trg.) 5-8, and Percussion (Perk.) 5-8. The score features complex rhythmic patterns, including triplets and sixteenth notes. The guitar part includes specific performance instructions: "RH mit einem Stick am Steg spielen" and "Krokodilklemmen unter der Saite im Bereich des Schalllochs." The percussion parts are marked with dynamics such as *mp* and *mf*. The score is numbered 9 at the beginning and 4 at the bottom center.

13

Mand.

Mandola

Git.

E.-Bass

Kb.

Congas 1

Congas 2

Congas 3

Congas 4

Trg. 5

Trg. 6

Trg. 7

Trg. 8

Perk. 5-8  
B. P.

Be. 1

Be. 2

Gong 3

Gong 4

M. P. 5

M. P. 6

M. P. 7

M. P. 8

Congas 5

Congas 6

Congas 7

Congas 8

Krokodilklemmen unter den Saiten

*pp*

*pp*

*pp*

*pp*

18

Mand.

Mandola

Git.

E.-Bass

Kb.

Congas 1

Congas 2

Congas 3

Congas 4

Trg. 5

Trg. 6

Trg. 7

Trg. 8

Perk. 5-8

B. P.

Be. 1

Be. 2

Gong 3

Gong 4

M. P. 5

M. P. 6

M. P. 7

M. P. 8

Congas 5

Congas 6

Congas 7

Congas 8

23

Mand.

Mandola

Git.

E.-Bass

Kb.

Congas 1

Congas 2

Congas 3

Congas 4

Trg. 5

Trg. 6

Trg. 7

Trg. 8

Perk. 5-8

B. P.

Be. 1

Be. 2

Gong 3

Gong 4

M. P. 5

M. P. 6

M. P. 7

M. P. 8

Congas 5

Congas 6

Congas 7

Congas 8

28

Mand.

Mandola

Git.

E.-Bass

Kb.

Congas 1

Congas 2

Congas 3

Congas 4

Trg. 5

Trg. 6

Trg. 7

Trg. 8

Congas 5

Congas 6

Congas 7

Congas 8



32

Mand.

Mandola

Git.

E.-Bass

Kb.

Congas 1

Congas 2

Congas 3

Congas 4

Congas 5

Congas 6

Congas 7

Congas 8

**B**

Glissandi abwechselnd  
nach oben und nach unten

Mand. 36

Mandola *ff* *gliss.* *gliss.*

Git. *ff*

E.-Bass

Kb. *ff* *gliss.* *w/slide*

*p*

1. Saite auf H umstimmen  
auf der 1. und 2. Saite  
mit einem Slider spielen

**B**<sub>Fell</sub>

Congas 1 *mf*

Congas 2 *mf*

Congas 3 *mf*

Congas 4 *mf*

Congas 5 *mf*

Congas 6 *mf*

Congas 7 *mf*

Congas 8 *mf*

Fell

40

Mand. *gliss.*

Mandola *mp* *gliss. #* *gliss.* *gliss.* *f* *gliss. #* *gliss.* *gliss.* *gliss.*

Git. *p* *p*

E.-Bass

Kb. *gliss.* *gliss.* *gliss.*

Congas 1

Congas 2

Congas 3

Congas 4

Congas 5

Congas 6

Congas 7

Congas 8





52

Mand. *gliss.*

Mandola *ff* *gliss.*

Git. *mp*

E.-Bass

Kb. *f* *gliss.* *pp*

Congas 1 *ff*

Congas 2 *ff*

Congas 3 *ff*

Congas 4 *ff*

Congas 5 *ff*

Congas 6 *ff*

Congas 7 *ff*

Congas 8 *ff*



60

Mand. *gliss.* *gliss.* *gliss.* *gliss.* *F* *p* *gliss.* *gliss.* *gliss.* *gliss.*

Mandola *gliss.* *gliss.* *gliss.* *gliss.* *gliss.* *gliss.* *gliss.* *gliss.*

Git. *f* *f* *f* *f*

E.-Bass

Kb. *gliss.* *gliss.* *gliss.* *gliss.*

Congas 1 *f* *pp*

Congas 2 *f* *pp*

Congas 3 *f* *pp*

Congas 4 *f* *pp*

Congas 5 *f* *pp*

Congas 6 *f* *pp*

Congas 7 *f* *pp*

Congas 8 *f* *pp*

Detailed description: This is a musical score for a 16-piece ensemble. The top section includes Mandolin (Mand.), Mandola, Guitar (Git.), Electric Bass (E.-Bass), and Keyboard (Kb.). The bottom section consists of eight Conga parts, numbered 1 through 8. The Mandolin and Mandola parts feature extensive glissando markings and dynamic markings of *F* and *p*. The Guitar part has a consistent *f* dynamic. The Keyboard part includes glissando markings. The Conga parts are divided into two groups: Congas 1, 2, 5, and 7 play a similar rhythmic pattern with dynamics *f* and *pp*; Congas 3, 4, 6, and 8 play a different pattern with dynamics *f* and *pp*. The score is written in 4/4 time and includes various musical notations such as slurs, accents, and dynamic markings.



64

Mand. *gliss.*

Mandola *gliss.*

Git. *pp*

E.-Bass

Kb. *gliss.*

Congas 1 *f* *pp*

Congas 2 *f* *pp*

Congas 3 *pp*

Congas 4 *f* *pp*

Congas 5 *f* *pp*

Congas 6 *pp*

Congas 7 *pp*

Congas 8 *f* *pp*

67

Mand. *gliss.* *gliss.* *gliss.* *gliss.* *gliss.* *gliss.* *gliss.* *gliss.* *gliss.* *gliss.*

Mandola *gliss.* *gliss.* *gliss.* *gliss.* *gliss.*

Git. *ff*

E.-Bass

Kb. *gliss.* *gliss.*

Congas 1 *pp*

Congas 2 *pp*

Congas 3 *pp*

Congas 4 *pp*

Congas 5 *pp*

Congas 6 *pp*

Congas 7 *pp*

Congas 8 *pp*

Detailed description of the musical score: The score is for page 67 and consists of nine staves. The top staff is Mandolin (Mand.), featuring a melodic line with frequent glissandos (marked 'gliss.') and a dynamic of *FF*. The second staff is Mandola, also with glissandos. The third staff is Guitar (Git.), playing a complex rhythmic pattern with a dynamic of *ff*. The fourth staff is E-Bass, which is mostly silent. The fifth staff is Keyboard (Kb.), playing a simple harmonic accompaniment with glissandos. The bottom six staves are for eight Congas (Congas 1-8), each with a distinct rhythmic pattern, mostly marked *pp*. The score is divided into three measures by vertical bar lines.

70

Mand. *gliss.* *gliss.* *gliss.* *gliss.* *gliss.* *gliss.* *gliss.* *gliss.* *gliss.* *gliss.* *pp*

Mandola *gliss.* *gliss.* *gliss.* *gliss.* *gliss.* *gliss.* *pp*

Git. *pp* *f*

E.-Bass

Kb. *gliss.* *gliss.* *gliss.* *pp*

Congas 1

Congas 2

Congas 3

Congas 4

Congas 5

Congas 6

Congas 7

Congas 8

73

Mand. *gliss.*

Mandola *gliss.*

Git. (Vorbereitung auf C!) *f*

E.-Bass

Kb. *gliss.*

Congas 1 *f*

Congas 2 *f*

Congas 3 *f*

Congas 4 *f*

Congas 5 *f*

Congas 6 *ff*

Congas 7 *f*

Congas 8 *f*



83

Mand. *ff* gliss.

Mandola

Git. *mf*

E.-Bass

Kb. *mf*

Congas 1

Congas 2

Congas 3

Congas 4

Congas 5

Congas 6

Congas 7

Congas 8







101

Mand. *gliss.*

Mandola

Git.

E.-Bass

Kb.

Congas 1

Congas 2

Congas 3

Congas 4

Congas 5

Congas 6

Congas 7

Congas 8

Musical score for a band. The score is divided into two systems. The first system includes Mandolin (Mand.), Mandola, Guitar (Git.), E-Bass, and Keyboard (Kb.). The second system includes Congas 1 through Congas 8. The Mandolin part features a melodic line with frequent glissando markings. The Mandola and Guitar parts provide harmonic accompaniment with chords and single notes. The E-Bass part has a steady rhythmic pattern. The Keyboard part features a complex, syncopated rhythmic pattern. The Conga parts are highly rhythmic, with various patterns and triplets. The score is written in 4/4 time and consists of 107 measures.

113

Mand. *gliss.*

Mandola *pp*

Git. *pp*

E.-Bass *ff*

Kb. *fff*

Congas 1 *p*

Congas 2 *p*

Congas 3 *p*

Congas 4 *p*

Congas 5 *p*

Congas 6 *p*

Congas 7 *p*

Congas 8 *p*







138

Mand. *gliss. gliss.* *pp*

Mandola

Git.

E.-Bass

Kb.

Congas 1

Congas 2

Congas 3

Congas 4

Congas 5

Congas 6

Congas 7

Congas 8

144

Mand. *gliss.*

Mandola

Git. (Stück nach und nach rausnehmen)

E.-Bass (Stück unter der 4. Saite nach und nach rausnehmen)

Kb.

Congas 1

Congas 2

Congas 3

Congas 4

Perk. 5-8  
B. P.

Congas 5

Congas 6

Congas 7

Congas 8



150 **D** auf der ersten Saite hinter dem Sattel

Mand.

Mandola

Git.

E.-Bass

Kb.

Rechte Hand spielt nur ein Schlag pro Takt. Linke Hand nach unten verstimmen und zurück

Langsam nach unten verstimmen

Mit der linken Hand das E nach unten leicht verstimmen und zurück

Langsam nach unten verstimmen

*ff*

Krokodilklemmen unter der 1. und 4. Saite

**D** mit Händen auf dem Korpus des Instruments spielen

Congas 1

Congas 2

Congas 3

Congas 4

Perk. 5-8 B. P.

Klopfen: Herz mit der rechten Faust, linke Hand auf das Bein  
H Herz; B Bein

*ff*

Krokodilklemmen

160 auf der 1. und 2. Saite spielen, ad libitum zwischen den Saiten

Mand. (tr) ②①

Mandola (1. Saite wieder stimmen, ganz leise)

Git. (wieder auf H stimmen)

E.-Bass *ff*

Kb. ① ④

Congas 1 *pp*

Congas 2 *pp*

Congas 3 *pp*

Congas 4 *pp*

Perk. 5-8 B. P. H B

4. Saite langsam mit dem Nagel kratzen.

167

Mand. XII

Mandola ④

Git. ⑥ ⑤ ⑥ ⑤

E.-Bass *ff* *let ring* Wechsel zu Krokodienklammern ⑦

Kb.

Congas 1

Congas 2

Congas 3

Congas 4

Perk. 5-8 B. P. *ff* B H

175

Mand. Krokodilklemmen

Mandola (Krokodilklemmen nach und anch vorbereiten) (Krokodilklemmen unter der 1. und 2. Saite)

Git.

E.-Bass Krokodilklemmen

Kb.

Congas 1 mit Sticks

Congas 2

Congas 3

Congas 4

Perk. 5-8  
B. P.

181

Mand.

Mandola

Git.

E.-Bass

Kbn.

Congas 1

Congas 2

Congas 3

Congas 4


Perk. 5-8  
B. P.  
*ff*


Detailed description: This is a page of a musical score, page 37, starting at measure 181. It features seven staves. The top five staves are for Mandolin (Mand.), Mandola, Guitar (Git.), Electric Bass (E.-Bass), and Kbn. (likely Keyboard). The bottom two staves are for Congas 1-4 and Percussion 5-8 (B. P.). The Mandolin part has a complex rhythmic pattern with many sixteenth notes. The Mandola part has a simpler pattern with some rests. The Guitar part consists of chords. The E-Bass part has a steady bass line. The Kbn. part has a simple rhythmic pattern. Congas 1-4 have various rhythmic patterns, including sixteenth and eighth notes. The Percussion 5-8 part has a pattern of eighth notes and rests, marked with a forte (*ff*) dynamic.


Mand. Mandola Git. E.-Bass Kb. Congas 1 Congas 2 Congas 3 Congas 4 Perk. 5-8 B. P.


This musical score is for a 12-piece ensemble. The top five staves are for stringed instruments: Mandolin (Mand.), Mandola, Guitar (Git.), Electric Bass (E.-Bass), and Kbn. (Kb.). The bottom four staves are for percussion: Congas 1, Congas 2, Congas 3, and Congas 4. The final staff is for Percussion 5-8 (Perk. 5-8 B. P.). The score is written in 4/4 time and consists of five measures. The Mandolin and Mandola parts feature melodic lines with various rhythmic patterns. The Guitar part provides harmonic support with chords and single notes. The E-Bass and Kbn. parts provide a steady bass line. The Congas 1-4 parts feature complex rhythmic patterns, including syncopated rhythms and triplets. The Percussion 5-8 part features a melodic line with various rhythmic patterns.


191 E

Mand. 

Mandola 

Git. 

E.-Bass 

Kb. 

Grosse Handbewegungen  
machen, als ob man  
spielen würde, ohne Klang


E

RF LF RK LK

Congas 1 


Nur die Bewegung machen, als ob man  
spielen würde, ohne Klang

RF LF RK LK

Congas 2 


Nur die Bewegung machen, als ob man  
spielen würde, ohne Klang

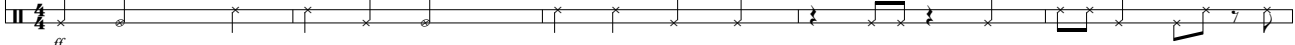
RF LF RK LK

Congas 3 

Nur die Bewegung machen, als ob man  
spielen würde, ohne Klang

RF LF RK LK

Congas 4 

Perk. 5-8  
B. P. 

*ff*

196

Mand.

Mandola

Git.

E.-Bass

Kb.

Congas 1

Congas 2

Congas 3

Congas 4

Perk. 5-8  
B. P.

Wechsel zu Congas 5,6,7,8



verschiedene Flageolets auf der  
IV. (immer abwechselnd) spielen

201

Mand.

Mandola   
①  
so hoch wie möglich

Git.   
⑥  
IV  
Radio mit Kopfhörer hören, dabei  
mitsingen oder mitsprechen was  
gehört wird

E.-Bass

Kb.   
④  
Höchstmöglichen Ton spielen auf der  
4. Saite

Congas 1   
Spielen mit Stick  
F K  
*ff*

Congas 2   
Tacet

Congas 3   
Tacet

Congas 4   
Tacet

Congas 5   
Spielen mit Stick  
F K  
*ff*

Congas 6

Congas 7

Congas 8

206

Mand. Mandola Git. E.-Bass Kb. Congas 1 Congas 2 Congas 3 Congas 4 Congas 5 Congas 6 Congas 7 Congas 8

Wechselnde Flageolets auf der 4. Saite spielen,  
Wechselnde Flageolets auf der 6. Saite spielen  
Flageolets spielen und Rhythmus mitsprechen.  
©  
IV

*ff* *ff* *ff* *ff* *ff*

Stick

Stick

Stick

Stick

Stick

Stick

Stick

Stick

Mand.

Mandola

Git.

E.-Bass

Kb.

Congas 1

Congas 2

Congas 3

Congas 4

Congas 5

Congas 6

Congas 7

Congas 8

The musical score for page 212 consists of ten staves. The top five staves are for Mandolin (Mand.), Mandola, Guitar (Git.), Electric Bass (E.-Bass), and Keyboard (Kb.). The bottom five staves are for Congas 1 through 8. The Mandolin and Mandola parts are in treble clef, while the Electric Bass and Keyboard parts are in bass clef. The guitar part is in treble clef. The conga parts are in tenor clef. The score includes various musical notations such as notes, rests, and dynamic markings like *ff*. The conga parts feature complex rhythmic patterns with accents and dynamic markings.

Radio hören, alles  
was man hört,  
mitsprechen

219

Mand. *mp*

Mandola Saite kratzen mit  
® Plektrum  
*p*

Git. TACET

E.-Bass TACET

Kb. Rhythmen 532506560540  
mitsprechen  
"K"  
*mf*

Congas 1

Congas 2 *ff*

Congas 3 *ff* *ff* *ff*

Congas 4

Congas 5 Wechsel zu Metal Piece

Congas 6 Wechsel zu Metal Piece

Congas 7 F K *ff* *ff* *ff* Wechsel zu Metal Piece

Congas 8 Wechsel zu Metal Piece

**F** Krokodilklemmen auf alle Saiten

227

Mand.

Mandola

Git.

E.-Bass

Kb.

Congas 1

Congas 2

Congas 3

Congas 4

Be. 1

Be. 2

Gong 3

Gong 4

M. P. 5

M. P. 6

M.P. 7

M. P. 8

Congas 5

Congas 6

Congas 7

Congas 8

Radio an. Nachsprechen, was man hört mit Vokalen

*mp*

RH mit Sticks spielen

mit Slider immer nach unten bewegen und zurück zum E. R.

**F**

mit Kontrabassbogen streichen

*p*

mit Kontrabassbogen streichen

*p*

mit Kontrabassbogen streichen

*p*

mit Kontrabassbogen streichen

*p*

mit einem Stück aus metal kratzen

*p*

mit einem Stück aus metal kratzen

*p*

mit einem Stück aus metal kratzen

*p*

mit einem Stück aus metal kratzen

*p*

Mand. 

Mandola 

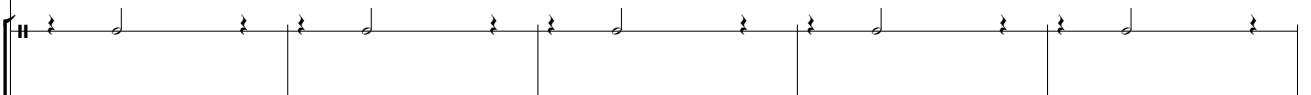
Git. 


E.-Bass 

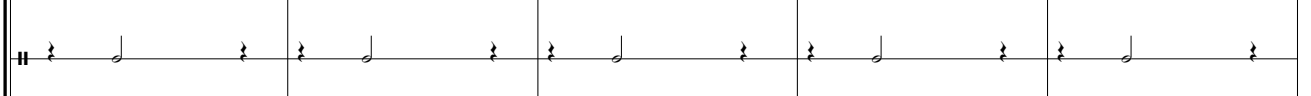
Kb. 

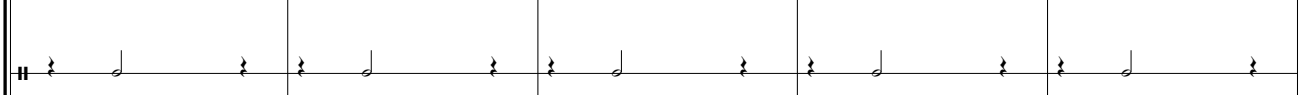
mit Krokodilklemmen  
(im Bereich des Schalllochs  
klingen lassen)


17 ©


Be. 1 

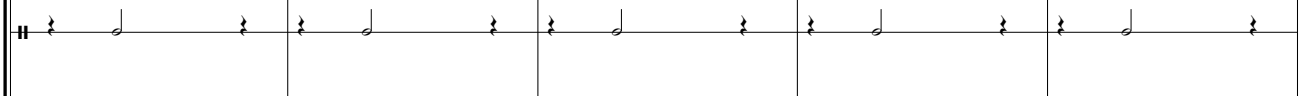
Be. 2 


Gong 3 

Gong 4 

M. P. 5 

M. P. 6 

M. P. 7 

M. P. 8 

238

Mand. *mp*  
Radio an. Nachsprechen was  
man hört nur mir Konsonanten

Mandola *mp*

Git. ⑥

E.-Bass mit dem Slider

Kb.

Be. 1

Be. 2

Gong 3

Gong 4

M. P. 5

M. P. 6

M. P. 7

M. P. 8

Musical score for five systems of instruments. The first system includes Mandolin (Mand.), Mandola, Guitar (Git.), Electric Bass (E.-Bass), and Keyboard (Kb.). The second system includes two snare drums (Be. 1, Be. 2), two gongs (Gong 3, Gong 4), and four mallet percussion instruments (M. P. 5, M. P. 6, M. P. 7, M. P. 8). The score is divided into five measures. The Mandolin and Mandola parts are mostly rests, with a fortissimo (fff) dynamic marking in the fifth measure. The Guitar part features a rhythmic pattern of eighth notes with slurs. The E-Bass part has a complex rhythmic pattern with many upward-pointing arrows above the notes. The Keyboard part consists of sustained chords. The Percussion parts feature various rhythmic patterns, including snare drum hits, gong strikes, and mallet percussion patterns.





Musical score for Mandolin, Mandola, Guitar, E-Bass, and Keyboard. The score is divided into four measures. The Mandolin part features a melodic line with a key signature of one flat. The Mandola part provides a rhythmic accompaniment with a complex pattern of eighth notes and rests. The Guitar part features a rhythmic accompaniment with a complex pattern of eighth notes and rests, with dynamics markings *mp*, *ff*, and *p*. The E-Bass part features a rhythmic accompaniment with a complex pattern of eighth notes and rests, with a circled '4' marking. The Keyboard part features a rhythmic accompaniment with a complex pattern of eighth notes and rests. The Brass (Be. 1, Be. 2), Gong (Gong 3, Gong 4), and Percussion (M.P. 5, M.P. 6, M.P. 7, M.P. 8) parts are empty.

Mand. *sf sf sf*

Mandola

Git. *ff p*

E.-Bass

Kb.

Be. 1

Be. 2

Gong 3

Gong 4

M. P. 5

M. P. 6

M.P. 7

M. P. 8

262

Mand. *pp* *gliss.* *gliss.* *gliss.* *gliss.* *gliss.* *gliss.* *gliss.* *gliss.* *gliss.* *f*

Mandola Mit dem Slider *pp* *gliss.* *f*

Git. Radio an :  
Nachsprechen was man im Radio hört

E.-Bass

Kb. Mit dem Bogen (oder Stick) höchsten Ton auf der 1. Saite *sf* *sf* *sf* *sf* *sf* *sf* *sf* *sf* *sf* *sf* *pp* *f*

Be. 1

Be. 2

Gong 3

Gong 4

M. P. 5

M. P. 6

M. P. 7

M. P. 8

Detailed description of the musical score: The score is for page 262 and includes parts for Mandolin (Mand.), Mandola, Guitar (Git.), Electric Bass (E.-Bass), Keyboard (Kb.), and Percussion (Be. 1-2, Gong 3-4, M.P. 5-8). The Mandolin part features a melodic line with glissando markings and dynamic markings from *pp* to *f*. The Mandola part uses a slider for glissando effects, also marked *pp* to *f*. The Guitar part has a vocal instruction: "Radio an : Nachsprechen was man im Radio hört". The Electric Bass part is silent. The Keyboard part plays a series of chords on the highest note of the first string, with dynamic markings *sf* and *pp* to *f*. The Percussion parts (Be. 1-2, Gong 3-4, M.P. 5-8) are marked with vertical lines and arrows, indicating specific rhythmic hits.

265

Mand. *gliss.* *gliss.* *gliss.* *gliss.* *gliss.* *gliss.* *gliss.* *gliss.* *gliss.* *gliss.* *gliss.*

Mandola *gliss.* *gliss.* *gliss.*

Git.

E.-Bass *Ventilator auf der 1. Saite* #  $\text{C}_2$  ①

Kb. *sf sf sf sf sf sf sf sf sf sf sf*

Be. 1

Be. 2

Gong 3

Gong 4

M. P. 5

M. P. 6

M.P. 7

M. P. 8

**G** 268

Mand. *tr*

Mandola

Radio an. Mit dem Slider rhythmisch auf der 1. Saite (höchste Note) laut beschreiben was man hört Auf den 1. Tempo vom Takt den Kopf bewegen von vorne nach hinten und dabei mit der Zunge ein Knacks machen. (so wie die Türken "Nein" sagen). Mit geschlossenen Augen.

Git.

Ventilator auf der 1. Saite in Rhythmus berühren

E.-Bass

Stick unter der 4. Saite

Kb.

**G** Beschreibung, was man im Radio hört. (tief auf einem Ton)

Be. 1

Beschreibung, was man im Radio hört. (tief auf einem Ton)

Be. 2

Beschreibung, was man im Radio hört. (tief auf einem Ton)

Gong 3

Beschreibung, was man im Radio hört. (tief auf einem Ton)

Gong 4

Beschreibung, was man im Radio hört. (tief auf einem Ton)

M. P. 5

Beschreibung, was man im Radio hört. (tief auf einem Ton)

M. P. 6

Beschreibung, was man im Radio hört. (tief auf einem Ton)

M. P. 7

Beschreibung, was man im Radio hört. (tief auf einem Ton)

M. P. 8

272

tr

Ventilator vorbereiten

Mand.

Mandola

Git.

E.-Bass

Kb.

Be. 1

Be. 2

Gong 3

Gong 4

M. P. 5

M. P. 6

M. P. 7

M. P. 8

Ventilator vorbereiten

mit dem Ventilator  
folgendes Rhythmus spielen

Mand.

Mandola

Git.

E.-Bass

Kb.

Be. 1

Be. 2

Gong 3

Gong 4

M. P. 5

M. P. 6

M. P. 7

M. P. 8

mit dem Ventilator am Steg, Saiten  
4.5.6. berühren und folgenden  
Rhythmen spielen

weiter mit dem Ventilator  
Rhythmen spielen

hinter dem Steg mit Ventilator



Musical score for five systems of instruments. The first system includes Mandala, Mandola, Git., E.-Bass, and Kb. The second system includes Be. 1, Be. 2, Gong 3, Gong 4, M. P. 5, M. P. 6, M. P. 7, and M. P. 8. The score is divided into five measures. The Mandala part features a complex rhythmic pattern with many sixteenth notes and rests. The Mandola part has a similar pattern with upward and downward arrows above the notes. The Git. part consists of a steady eighth-note accompaniment. The E.-Bass part has a melodic line with some grace notes. The Kb. part has a rhythmic pattern similar to the Mandala. The Be. 1 and Be. 2 parts have a steady eighth-note accompaniment. The Gong 3 and Gong 4 parts have a steady eighth-note accompaniment. The M. P. 5, M. P. 6, M. P. 7, and M. P. 8 parts have a steady eighth-note accompaniment.

Weiter mit dem Ventilator und  
nach oben und nach unten mit dem  
Slider spielen Intervalle nicht  
breiter als eine große Sekunde)



Mand.				
Mandola		Radio an. Weiter auf dem höchsten Ton während dem spielen beschreiben, was man hört. Dabei das gleiche tief sprechen. <del>Kopfbewegung nach rechts und nach links (wie die Inder "JA" sagen)</del>		
Git.		Ventilator der 1. Saite berühren		Höchster Ton
E.-Bass		Krokodilklemmen auf der 4. Saite	④	④
Kb.				

Be. 1				
Be. 2				
Gong 3				
Gong 4				
M. P. 5		Radio mitsprechen tacet		
M. P. 6		Radio mitsprechen tacet		
M.P. 7		Radio mitsprechen tacet		
M. P. 8		Radio mitsprechen tacet		



♩ = 146



4. Saite; Slider bewegt sich langsam nach unten

Mand. *ff* *gliss.*

Mandola *ff*  
Saite kratzen immer, nach oben mit dem Plektrum

Git. *ff*  
Radio an. Weiter auf dem höchsten Ton während dem spielen beschreiben, was man hört. Dabei das gleiche tief sprechen.  
Kopfbewegung  
nach rechts und nach links *ff*(wie die Inder "JA" sagen).

E.-Bass *ff*

Kb. *ff*

♩ = 146

Be. 1 *ff*

Be. 2 *ff*

Gong 3 *ff*

Gong 4 *ff*

M. P. 5 *f*

M. P. 6 *f*

M. P. 7 *f*

M. P. 8 *f*

4. Saite; Slider bewegt sich langsam nach unten

Mand. *gliss.*

Mandola

Git.

E.-Bass

Kb.

Be. 1

Be. 2

Gong 3

Gong 4

M. P. 5

M. P. 6

M. P. 7

M. P. 8

höchster Ton auf der 1. Saite mit Slider

langsam nach unten die Saite verstimmen *gliss.*

Versuchen, größere Slider-Bewegungen zu machen

△

Detailed description: This is a musical score for a multi-instrument ensemble. The score is divided into five systems. The first system includes Mandolin (Mand.), Mandola, Guitar (Git.), E-Bass, and Keyboard (Kb.). The Mandolin part features a glissando. The E-Bass part has a series of notes with upward-pointing arrows, indicating a slide. The Keyboard part has a series of notes with upward-pointing arrows, indicating a slide. The second system includes two Trumpets (Be. 1 and Be. 2), four Gong parts (Gong 3 and Gong 4), and four Mallet Percussion parts (M. P. 5, M. P. 6, M. P. 7, M. P. 8). The Gong parts have notes with 'x' marks, indicating mallet hits. The Mallet Percussion parts have notes with '7' marks, indicating mallet hits. The score is divided into five measures. The first measure is for the Mandolin and Mandola. The second measure is for the E-Bass and Keyboard. The third measure is for the Trumpets and Gong parts. The fourth measure is for the Mallet Percussion parts. The fifth measure is for the E-Bass and Keyboard. Performance instructions are provided for the E-Bass and Keyboard parts. The E-Bass instruction says 'höchster Ton auf der 1. Saite mit Slider' and 'langsam nach unten die Saite verstimmen gliss.'. The Keyboard instruction says 'Versuchen, größere Slider-Bewegungen zu machen'. A triangle symbol (△) is placed at the end of the Keyboard part.

